

PROGRAM

THRC

NBOS

[icthic.com](http://icthic.com) & T

9<sup>th</sup> International Conference on

**THROMBOSIS  
& HEMOSTASIS  
ISSUES IN CANCER**

MOST

AS

**April 13–15, 2018**

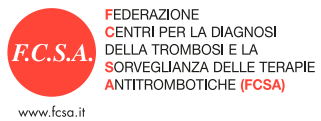
University of Bergamo  
Complex of Sant'Agostino  
Bergamo, Italy



## Auspices

## Conference Organization

The meeting is held under the auspices of:



**Società Italiana  
di Ematologia  
(SIE)**



S I M T I

## Conference Chairmen

### Anna Falanga

Department of Immunohematology  
and Transfusion Medicine  
& Hemostasis and Thrombosis  
Center  
Hospital Papa Giovanni XXIII  
Piazza OMS, 1  
24127 Bergamo, Italy  
[annafalanga@yahoo.com](mailto:annafalanga@yahoo.com)

### Benjamin Brenner

Department of Hematology  
and Bone Marrow Transplantation  
& Thrombosis and Hemostasis Unit  
Rambam Health Care Campus  
Technion, Israel Institute of  
Technology  
POB 9602 Haifa, Israel  
[b\\_brenner@rambam.health.gov.il](mailto:b_brenner@rambam.health.gov.il)

### Frederick R. Rickles

The George Washington University  
Katzen Cancer Center  
2150 Pennsylvania Ave NW  
Washington, DC 20037, USA  
& Division of Hematology  
Department of Medicine  
Veterans Affairs Medical Center  
50 Irving St NW  
Washington, DC 20422, USA  
[frederick.rickles@gmail.com](mailto:frederick.rickles@gmail.com)

## Organizing Committee

Anna Falanga  
Bergamo, Italy

Benjamin Brenner  
Haifa, Israel

Frederick R. Rickles  
Washington, DC, USA

Laura Russo  
Bergamo, Italy

Paola Trucillo  
Bergamo, Italy

## Scientific Secretariat

Anna Falanga  
Marina Marchetti  
Laura Russo  
Alfonso Vignoli  
Department of Immunohematology  
and Transfusion Medicine  
Hospital Papa Giovanni XXIII  
Piazza OMS, 1 – 24127 Bergamo, Italy  
[scientificsecretariat@icthic.com](mailto:scientificsecretariat@icthic.com)

## Organizing Secretariat

Servizi C.E.C. Srl  
Via G. Verdi, 18 — 24121 Bergamo, Italy  
Phone +39.035.249899  
Fax +39.035.237852  
[info@icthic.com](mailto:info@icthic.com)

# Program Overview

# Map

## Friday April 13<sup>th</sup>

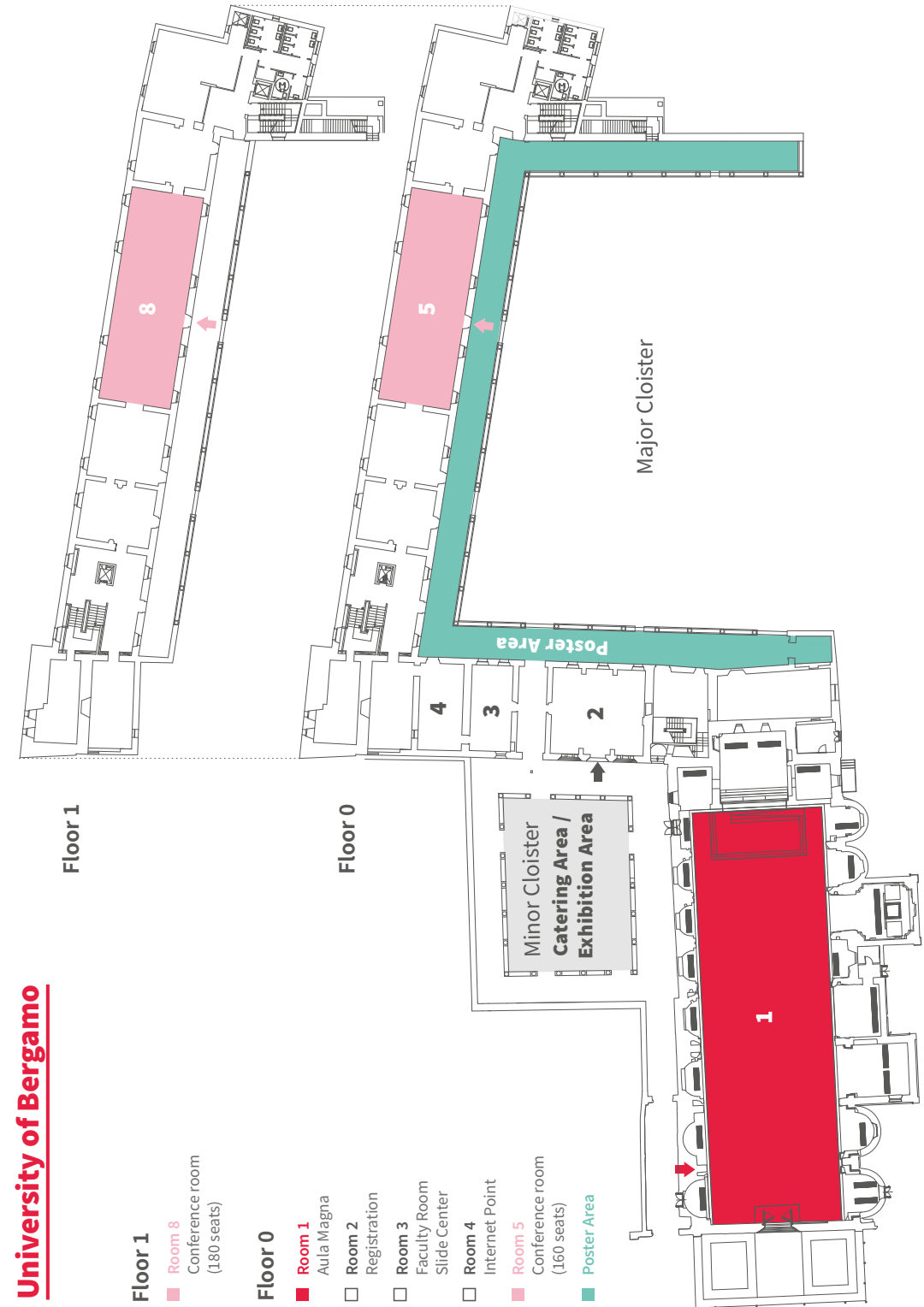
9:00	Secretariat Opening
10:00	Congress Opening
10:30	<b>Plenary Session 1</b> <i>Epidemiology of thrombosis in cancer</i> ▽ Aula Magna
13:00	Lunch Session ▽ Room 5
14:00	Coffee and pastries
14:20	<b>Plenary Session 2</b> <i>Candidate targets for CAT prevention</i> ▽ Aula Magna
16:35	Coffee Break
17:05	<b>Plenary Lecture</b> 5 <sup>th</sup> Simon Karparkin Memorial Lecture ▽ Aula Magna
18:05	<b>Plenary Session 3</b> <i>Predictors and clinical risk models for VTE and prognosis in cancer</i> ▽ Aula Magna
19:55	▽ Aula Magna
20:00	Welcome Reception

## Saturday April 14<sup>th</sup>

8:00	Secretariat Opening
8:30	<b>Plenary Session 4</b> <i>Dealing with bleeding in cancer</i> ▽ Aula Magna
10:45	Coffee Break
11:15	<b>Plenary Session 5</b> <i>Complex hemostatic conditions</i> ▽ Aula Magna
13:30	Lunch Sessions ▽ Room 5 — ▽ Room 8
14:30	<b>Poster Sessions</b> with coffee and pastries ▽ Poster Area
16:30	<b>Plenary Session 6</b> <i>Thromboprophylaxis in cancer</i> ▽ Aula Magna
18:50	
20:30	Presidential Dinner (by invitation only)

## Sunday April 15<sup>th</sup>

8:00	Secretariat Opening
8:30	<b>Plenary Session 7</b> <i>Exploring the relationship between hemostasis and cancer: new insights</i> ▽ Aula Magna
10:45	<b>Debate</b> <i>Are new anticoagulants a safe and reasonable alternative to low molecular weight heparins?</i> ▽ Aula Magna
11:45	Brunch
12:45	<b>Plenary Session 8</b> <i>Treatment of VTE in cancer patients: advances and unmet needs</i> ▽ Aula Magna
15:15	Concluding Remarks
15:30	



Walter Ageno Italy	Howard A. Liebman USA
Giancarlo Agnelli Italy	Francesco Lo Coco Italy
Cihan Ay Austria	Gary H. Lyman USA
Tiziano Barbui Italy	Nigel Mackman USA
Benjamin Brenner Israel	Simon Mantha USA
Harry H. Büller the Netherlands	Anthony Maraveyas UK
Marina Camera Italy	Vikram Mathews India
Marc Carrier Canada	Patrick Mismetti France
Giancarlo Castaman Italy	Nicola Mutch UK
Elisabetta Castoldi the Netherlands	Yona Nadir Israel
Erica De Candia Italy	Simon Noble UK
Maria Benedetta Donati Italy	Anne-Karin Olsson Sweden
Christophe Dubois France	Ingrid Pabinger Austria
Ismail Elalamy France	Joe Palumbo USA
Anna Falanga Italy	Marina Panova-Noeva Germany
Augusto B. Federici Italy	Paolo Prandoni Italy
Charles W. Francis USA	Janusz Rak Canada
Grigorios T. Gerotziapas France	Alessandro Rambaldi Italy
Raffaella Giavazzi Italy	Pieter H. Reitsma the Netherlands
Claudine Graf Germany	Frederick R. Rickles USA
Paolo Gresele Italy	Caterina Rizzi Italy
John-Bjarne Hansen Norway	Francesco Rodeghiero Italy
Menno Huisman the Netherlands	Per Morten Sandset Norway
Ajay K. Kakkar UK	Sam Schulman Canada
Gili Kenet Israel	Paolo Simioni Italy
Alok A. Khorana USA	Giulia Taraboletti Italy
Stavros Kostantinides Germany	Arina J. ten Cate-Hoek the Netherlands
Nicole Kuderer USA	Hugo ten Cate the Netherlands
Agnes Y.Y. Lee Canada	Ilene C. Weitz USA
Frank W.G. Leebeek the Netherlands	Jeffrey I. Zwicker USA
Marcel M. Levi UK	

## Friday April 13<sup>th</sup>

📍 *Aula Magna*

10:00 – 10:30

### Congress Opening

Opening remarks from the Conference Chairmen  
A. Falanga, F.R. Rickles, B. Brenner  
and representatives of Institutional Authorities

10:30 – 13:00

### Plenary Session 1

#### *Epidemiology of thrombosis in cancer*

Chairs: S. Konstantinides (Germany), M.B. Donati (Italy)

10:35 – 11:00

#### *Revisiting occult cancer screening in patients with unprovoked venous thromboembolism*

M. Carrier (Canada)

PL — 01

11:00 – 11:25

#### *Prothrombotic genotypes and risk of venous thromboembolism in cancer*

J.-B. Hansen (Norway)

PL — 02

11:25 – 11:50

#### *Cancer prognosis in patients with venous thromboembolism (VTE) and patients with clinical and laboratory biomarkers predictive of VTE risk*

H.A. Liebman (USA)

PL — 03

11:50 – 12:15

#### *Arterial thrombosis and cancer*

B. Brenner (Israel)

PL — 04

### Selected Abstracts

12:15 – 12:30

#### *Cancer associated venous thromboembolism: incidence and impact on survival*

A.M. Brunson, T.H.M. Keegan, A. Mahajan, R.H. White, T. Wun (USA)

OC — 01

12:30 – 12:45

#### *Risk and prognosis of cancer after lower limb arterial thrombosis*

J. Sundbøll, K. Veres, E. Horváth-Puhó, K. Adelborg, H. Toft Sørensen (Denmark)

OC — 02

12:45 – 13:00

#### *Arterial thromboembolism risk before a diagnosis of lung, pancreas, or gastric cancer*

B.B. Navi, A.S. Reiner, H. Kamel, C. Iadecola, P.M. Okin, K.S. Panageas, L.M. DeAngelis (USA)

OC — 03



13:00 – 14:00 **Lunch session** (see page 34)

📍 Room 5

14:00 – 14:20 **Coffee and pastries**

📍 Minor Cloister

**14:20 – 16:35 Plenary Session 2**

**Candidate targets for CAT prevention**

Chairs: P.H. Reitsma (the Netherlands), I. Elalamy (France)

14:25– 14:50 **Mechanisms coupling thrombin to metastasis and tumorigenesis** PL — 05

J. Palumbo (USA)

14:50– 15:15 **The role of podoplanin in cancer-associated thrombosis** PL — 06

C. Ay (Austria)

15:15 – 15:40 **Effects of platelets on cancer progression** PL — 07

C. Dubois (France)

15:40 – 16:05 **Mouse models of cancer-associated thrombosis** PL — 08

N. Mackman (USA)

**Selected Abstracts**

16:05 – 16:20 **Differences in the platelet proteome between patients with cancer at high risk of venous thromboembolism and healthy controls** OC — 04

L.M. Mauracher, H. Ercan, E. Grilz, L. Hell, C. Ay, I. Pabinger, M. Zellner (Austria)

16:20 – 16:35 **Coagulation as a pharmacodynamic biomarker in breast cancer: changes in tumour expression of extrinsic clotting factors in response to breast cancer treatment** OC — 05

J. Castle, S. Pritchard, M. Dowsett, N.J. Bundred, C.C. Kirwan (UK)

16:35 – 17:05 **Coffee Break**

📍 Minor Cloister

17:05 – 18:05

**Plenary Lecture**

**5<sup>th</sup> Simon Karpatkin Memorial Lecture**

Chairs: A. Falanga (Italy), B. Brenner (Israel), F.R. Rickles (USA)

**Introduction to Lecture**

F.R. Rickles (USA)

**Anti-angiogenesis for cancer: current status and prospects**

R. Giavazzi (Italy)

18:05 – 19:55

**Plenary Session 3**

**Predictors and clinical risk models for VTE and prognosis in cancer**

Chairs: I. Pabinger (Austria), N. Kuderer (USA)

18:10 – 18:35 **Hemostatic biomarkers in cancer progression** PL — 09

A. Falanga (Italy)

18:35 – 19:00 **Updated clinical model for VTE prediction in medical patients** PL — 10

G.T. Gerotziapas (France)

19:00 – 19:25 **Risk prediction in cancer-associated thrombosis: appraising the first decade and developing the future** PL — 11

A.A. Khorana (USA)

**Selected Abstracts**

19:25 – 19:40 **Coagulation factor V is expressed in tumors and predicts favorable outcome in aggressive breast cancer** OC — 06

M. Tinholt, Ø. Garred, E. Borgen, E. Beraki, E. Marit Sletten, K. Kleivi Sahlberg, P.M. Sandset, N. Iversen (Norway)

19:40 – 19:55 **Development and validation of a risk model for prediction of venous thromboembolism in gynaecological cancer patients** OC — 07

L.A. Norris, F. Abu Saadeh, M. Ward, S.A. O'Toole, Z. Machocki, N. Ibrahim, N. Gleeson (Ireland)

20:00 – 21:00 **Welcome Reception**

📍 Minor Cloister

# Saturday April 14<sup>th</sup>

📍 Aula Magna

8:30 – 10:45

## **Plenary Session 4**

### **Dealing with bleeding in cancer**

Joint session with the Scientific Working Group (SWG) on 'Bleeding and Thrombosis' of the European Hematology Association (EHA)

Chairs: F. Rodeghiero (Italy), F.W.G. Leebeek (the Netherlands)

08:35 – 09:00

#### **Clinical characteristics of DIC in patients with solid or hematological cancers**

M.M. Levi (the Netherlands)

PL – 12

09:00 – 09:25

#### **Mechanisms and management of coagulopathy in APL**

V. Mathews (India)

PL – 13

09:25 – 09:50

#### **Management of thrombocytopenia in cancer**

G. Castaman (Italy)

PL – 14

09:50 – 10:15

#### **Newer antithrombotic agents targeting novel mechanisms that might not increase bleeding in cancer**

N. Mutch (UK)

PL – 15

### **Selected Abstracts**

10:15 – 10:30

#### **Anticoagulation in thrombocytopenic patients with hematological malignancy: a multi-center, multinational decision making analysis**

A. Leader, V. ten Cate, A.J. ten Cate-Hoek, E. Beckers, G. Spectre, P. Raanani, H. Schouten, A. Falanga, H. ten Cate (the Netherlands, Israel, Italy)

OC – 08

10:30 – 10:45

#### **Bleeding rates and risk factors among cancer and non-cancer patients. A comparison of several anticoagulants**

D.E. Angelini, T. Radivoyevitch, K. McCrae, A.A. Khorana (USA)

OC – 09

10:45 – 11:15

#### **Coffee break**

📍 Minor Cloister

11:15 – 13:30

## **Plenary Session 5**

### **Complex hemostatic conditions**

Chairs: T. Barbui (Italy), F. Lo Coco (Italy)

11:20 – 11:45

#### **Thromboembolism in childhood lymphoblastic leukemia**

G. Kenet (Israel)

PL – 16

11:45 – 12:10

#### **Predictive factors of fatal bleeding in APL**

S. Mantha (USA)

PL – 17

12:10 – 12:35

#### **Thrombotic microangiopathy in cancer**

I.C. Weitz (USA)

PL – 18

12:35 – 13:00

#### **Anti-platelet treatments in cancer: basic and clinical research**

P. Gresele (Italy)

PL – 19

### **Selected Abstracts**

13:00 – 13:15

#### **Internal and external validation of THROLY (THROmbosis LYmphoma) score**

D. Antic, M. Biljana, N. Milic, B.D. Cheson, M. Narkhede, I. Panovska, S. Trajkova, M. Popova, P. Llamas, A.G. Raso, A. Delluc, J.C. Ianotto, G.T. Gerotziapas, J. Fareed (Serbia, Macedonia, Spain, France, USA)

OC – 10

13:15 – 13:30

#### **Clinical and laboratory characterization of platelet dysfunction caused by ibrutinib treatment in patients with chronic lymphocytic leukemia**

M.A. Alberelli, I. Innocenti, F. Autore, S. Sica, L. Laurenti, E. De Candia (Italy)

OC – 11

13:30 – 14:30

#### **Lunch Sessions** (see page 35)

📍 Room 5 — 📍 Room 8

14:30 – 16:30

## **Poster Sessions** with coffee and pastries

Poster walk discussion sessions with chair (not CME accredited)

📍 Poster Area

(see pages 16–27)

14:30 – 15:30

Poster Discussion Sessions 1 – 3 – 5 – 7

15:30 – 16:30

Poster Discussion Sessions 2 – 4 – 6 – 8

16:30 – 18:50

**Plenary Session 6****Thromboprophylaxis in cancer**

Chairs: C.W. Francis (USA), A.B. Federici (Italy)

16:35 – 17:00

**Venous thromboembolism in hospitalized cancer patients: update on 16 years of data from US**

G.H. Lyman (USA)

PL – 20

17:00 – 17:25

**Findings from the recent published clinical trials on thromboprophylaxis in cancer**

P. Mismetti (France)

PL – 21

17:25 – 17:50

**Antidotes for target specific oral anticoagulants: what news?**

W. Ageno (Italy)

PL – 22

**Ongoing clinical and experimental studies on thromboprophylaxis**

17:50 – 18:00

**CASSINI study**

A.A. Khorana (USA)

OS – 01

18:00 – 18:10

**AVERT study**

M. Carrier (Canada)

OS – 02

18:10 – 18:20

**The potential for protein disulfide isomerase inhibitors to prevent thrombosis in cancer**

J.I. Zwicker (USA)

OS – 03

**Selected Abstracts**

18:20 – 18:35

**Dynamic thromboembolism risk modelling in patients with non-small cell lung cancer: a prospective cohort study**

M. Alexander, D. Ball, B. Solomon, M. MacManusb, R. Manser, B. Riedel, D. Westerman, S.M. Evans, R. Wolfe, K. Burbury (Australia)

OC – 12

18:35 – 18:50

**Patient perspectives of thromboprophylaxis in multiple myeloma: results from the Thromboprophylaxis in Multiple Myeloma (TIMM) study**

Z. Sayar, J. Czuprynska, J.P. Patel, R. Benjamin, L.N. Roberts, R.K. Patel, V. Cornelius, R. Arya (UK)

OC – 13

**Sunday April 15<sup>th</sup>**

Aula Magna

8:30 – 10:45

**Plenary Session 7****Exploring the relationship between hemostasis and cancer: new insights**

Chairs: F.R. Rickles (USA), P.M. Sandset (Norway)

08:35 – 09:00

**Single cell coagulomes as constituents of the oncogene-driven coagulant phenotype in brain tumours**

J. Rak (Canada)

PL – 23

09:00 – 09:25

**Tissue factor as mediator between coagulation and signaling in cancer**

C. Graf (Germany)

PL – 24

09:25 – 09:50

**NETosis, platelets and cancer**

A.-K. Olsson (Sweden)

PL – 25

09:50 – 10:15

**Novel strategies of coagulation inhibition for reducing tumor growth and angiogenesis**

Y. Nadir (Israel)

PL – 26

**Selected Abstracts**

10:15 – 10:30

**Factor Xa inhibitors Apixaban and Rivaroxaban suppress the release of TF-bearing microvesicles from cancer cell lines**

S. Featherby, C. Ettelaie, A. Maraveyas (UK)

OC – 14

10:30 – 10:45

**Blocking tissue factor signaling in breast cancer inhibits tumor metastasis**

B. Ünü, B. Kocatürk, W. Ruf, H.H. Versteeg (the Netherlands, USA, Germany)

OC – 15

10:45 – 11:45

**Debate**

*Are new anticoagulants a safe and reasonable alternative to low molecular weight heparins?*

Chairs: A. Maraveyas (UK), P. Prandoni (Italy)

**YES** H.R. Büller (the Netherlands)

**NO** S. Noble (UK)

11:45 – 12:45

**Brunch**

Minor Cloister

12:45 – 15:15

**Plenary Session 8**

***Treatment of VTE in cancer patients: advances and unmet needs***

Chairs: H. ten Cate (the Netherlands), A. Rambaldi (Italy)

12:50 – 13:15

*Overview of VTE treatment in cancer according to clinical guidelines*

A.Y.Y. Lee (Canada)

PL — 27

13:15 – 13:40

*Treatment of VTE in cancer patients: what news from clinical trials?*

G. Agnelli (Italy)

PL — 28

13:40 – 14:05

*VTE management: emerging insights from the GARFIELD VTE registry*

A.K. Kakkar (UK)

PL — 29

14:05 – 14:30

*Management of recurrent venous thromboembolism in patients with cancer*

S. Schulman (Canada)

PL — 30

14:30 – 14:45

**Selected Abstracts**

*Treatment and long-term clinical outcomes of incidental pulmonary embolism in cancer patients: an international prospective cohort study*

N. Kraaijpoel, S.M. Bleker, N. van Es, I. Mahé, A. Muñoz, G. Meyer, B. Planquette, O. Sanchez, L. Bertoletti, S. Accassat, E. de Magalhaes, J. Baars, A. Rutten, F. Lalezari, J. Beyer-Westendorf, S. Endig, S. Marten, E. Porreca, A.W. Rutjes, I. Russi, J. Constans, C. Boulon, A. Kleinjan, L.F.M. Beenen, D. Iosub, F. Piovela, F. Couturaud, C. Tromeur, M. Biosca, J.D. Assaf, H. Helfer, M. Pinson, T. Lerede, A. Falanga, P. Lacroix, I. Désormais, A. Maraveyas, G. Bozas, A. Aggarwal, F.R. Rickles, P. Girard, R. Caliandro, P. Martinez del Prado, C. de Prado Maneiro, I. García Escobar, S. González Santiago, J. Schmidt, N. Dublanquet, S. Aquilanti, E. Confrere, N. Paleiron, C. Grange, M.A. Sevestre, A.I. Ferrer Pérez, M. Salgado Fernández, N. Falvo, J. Thaler, H.M. Otten, M. Carrier, J.F. Bergmann, H.R. Büller, M. Di Nisio (the Netherlands, Germany, USA, Italy, France, Spain, UK)

OC — 16

14:45 – 15:00

*Efficacy and safety of edoxaban in clinically relevant subgroups: results from the Hokusai VTE cancer randomized trial*

F. Mulder, N. van Es, N. Kraaijpoel, M. Di Nisio, M. Carrier, D. Garcia, M. Grosso, A.K. Kakkar, M.F. Mercuri, S. Middeldorp, A. Segers, P. Verhamme, T.F. Wang, J.I. Weitz, G. Zhang, H.R. Büller, G.E. Raskob (the Netherlands)

OC — 17

15:00 – 15:15

*Anticoagulation therapy in SELECTed cancer patients at risk of recurrence of venous thromboembolism: results of the 'select-d' pilot trial*

A. Young, A. Marshall, J. Thirlwall, O. Chapman, A. Lokare, C. Hill, D. Hale, J.A. Dunn, A.K. Kakkar, M. Levine; on behalf of the select-d Collaborative Group (UK)

OC — 18

15:15 – 15:45

**Concluding Remarks**

A. Falanga, F.R. Rickles, B. Brenner



Saturday April 14<sup>th</sup>

📍 Poster Area

14:30 – 15:30

**Poster Session 1****Biomarkers / Hypercoagulability**

Chair: E. Castoldi (the Netherlands)

- PO — 01** *The combination of podoplanin expression levels and IDH1 mutation status predicts VTE risk in patients with brain tumors*  
P.M.S. Nazari, J. Riedl, M. Preusser, F. Posch, J. Thaler, C. Marosi, P. Birner, G. Ricken, J.A. Hainfellner, I. Pabinger, C. Ay (Austria)
- PO — 02** *Marked elevation in plasma factor VIII and VWF levels following neoadjuvant chemotherapy, radiation and major cancer surgery*  
M. Cunningham, M. Byrne, J. Reynolds, B. White, J. O'Sullivan, J.S. O'Donnell (Ireland)
- PO — 03** *Thrombin generation predicts for early recurrence in breast cancer patients undergoing post-surgical adjuvant therapy: results from the HYPERCAN study*  
C. Giaccherini, M. Marchetti, C. Verzeroli, G. Masci, L. Celio, B. Merelli, R. Sarmiento, S. Brevi, S. Gamba, V. Milesi, D. Raffaelli, L. Russo, C.J. Tartari, P. Malighetti, D. Spinelli, F. De Braud, R. Labianca, G. Gasparini, A. Santoro, F. Giuliani, A. Falanga; on behalf of the HYPERCAN investigators (Italy)
- PO — 04** *The impact of FGG rs2066865 and pre-cancer fibrinogen concentration on cancer-related venous thromboembolism (VTE)*  
B. Paulsen, O.V. Gran, H. Skille, E.N. Smith, S.K. Brækkan, T. Solomon, F.R. Rosendaal, K.A. Frazer, J.-B. Hansen (Norway, the Netherlands, USA)
- PO — 05** *Joint effects of GP6 rs1613662 and pre-cancer platelet count on the risk of venous thromboembolism in cancer*  
H. Skille, O.V. Gran, B. Paulsen, E.N. Smith, S.K. Brækkan, T. Solomon, F.R. Rosendaal, K.A. Frazer, J.-B. Hansen (Norway, the Netherlands, USA)
- PO — 06** *Evidence for the role of procoagulant stromal fibroblasts in the progression of ductal carcinoma in situ*  
G. Farnie, H. Shaker, J. Castle, C.C. Kirwan (UK)

- PO — 07** *Prothrombotic dominance in patients with chronic cerebrovascular diseases comorbid with myeloproliferative neoplasms*  
E. Roitman, M. Tanashyan, A. Shabalina, I. Kolesnikova, S. Roumiantsev (Russia)
- PO — 08** *Hemostatic biomarkers levels for the identification of cancer patients at higher VTE risk enrolled in the HYPERCAN study*  
C. Verzeroli, M. Marchetti, C. Giaccherini, G. Masci, L. Celio, B. Merelli, R. Sarmiento, M. Ghilardi, S. Brevi, S. Gamba, V. Milesi, D. Raffaelli, L. Russo, C.J. Tartari, P. Malighetti, D. Spinelli, A. Santoro, F. De Braud, R. Labianca, G. Gasparini, F. Giuliani, S. Barni, A. D'Alessio, A. Falanga; on behalf of the HYPERCAN investigators (Italy)
- PO — 09** *The diagnostic potential of 'high normal' platelet counts for identifying cancer in primary care*  
S.E.R. Bailey, E. Ankus, S. Price, G. Pula, W. Hamilton (USA)
- PO — 10** *Predictors of cancer-associated thrombosis in gastro-intestinal cancer: preliminary results*  
E. Campello, M. Henderson, A. Ilich, L. Spiezia, D.F. Noubouossie, N. Mackman, C. Bulato, C.M. Radu, S. Rampado, R. Bardini, N.S. Key, P. Simioni (Italy, USA)
- PO — 11** *Fibrinogen, D-Dimers and thrombin generation assays as predictors of the risk of recurrent VTE in patients with gynaecological malignancies*  
Z. Marchocky, N. Gleeson, F. Abu Saadeh, M.P. Ward, S.A. O'Toole, L.A. Norris (Ireland)

15:30 – 16:30

**Poster Session 2****Treatment of thrombosis in cancer**

Chair: A.J. ten Cate-Hoek (the Netherlands)

- PO — 12** *Recurrence of venous thromboembolism among non small cell lung cancer patients treated with EGFR inhibitors*  
V. Varchetta, C. Campanella, A. Caggiati, L. Granati, R. Brandi, M. Vitale, G. Soda, A. Mancuso Petricca (Italy)
- PO — 13** *Prophylaxis and treatment of venous thromboembolism: data on a survey amongst members of the Spanish Medical Oncology Society*  
C. Font, I. García-Escobar, O. Madridano, M.L. Sánchez Lorenzo, M. Pilar Ochoa Rivas, J. Muñoz Langa, A. Rodríguez Garzotto, M. Martín Pozo, R. Luque Caro, J. Calzas, J. Martínez-Galán, E. Martínez de Castro, A. Hernández, M. Dorta, A. Gomez de Liaño, C. Salvador-Coloma, R. Mondéjar, A. Belén Rupérez, A. Muñoz (Spain)

- PO — 14 **Clinical dilemmas with cancer-associated splanchnic venous thrombosis in current oncological practice: a case study**  
A. García-Villa, M. Pagès, T. Saurí, I. Victoria, G. Ruiz, C. Díaz-Pedroche, C. Font (Spain)
- PO — 15 **Effectiveness and safety of rivaroxaban versus warfarin for treatment of cancer-associated venous thrombosis**  
C.I. Coleman, T.J. Bunz, C.G. Kohn, J. Beyer-Westendorf (UK)
- PO — 16 **Management of anticoagulation for cancer-associated thrombosis in patients with thrombocytopenia: a systematic review**  
B. Samuleson Bannow, A.Y.Y. Lee, A.A. Khorana, J.I. Zwicker, S. Noble, C. Ay, M. Carrier (Canada)
- PO — 17 **Long-term treatment bemiparin in patients with cancer-associated venous thromboembolism. ELEBAMA study**  
P. Pascual Elena, A. Rebollo Maite, P. Vidal Joan, R. Palmer Elena, D. Santasusana Pere (Spain)
- PO — 18 **Assessing physician adherence to clinical practice guidelines in the management of cancer-associated venous thromboembolism: a retrospective analysis from a tertiary care centre in Canada**  
M. Bernstein, I. Barrera, J. Ranger, H. Rho, P. Kavan (Canada)
- PO — 19 **Systematic review and meta-analysis of real-world studies evaluating rivaroxaban for cancer-associated venous thrombosis**  
B.K. Martinez, J. Sheth, N. Patel, W.L. Baker, C.I. Coleman (USA)
- PO — 20 **Treatment outcomes of cancer associated venous thrombosis; the Cleveland clinic experience**  
D.E. Angelini, S. Rahman, S. Poudel, T. Radivoyevitch, M. Wilks, V. Pinkava, M. O'Brien, B. Tripp, J.M. Song, K. McCrae, A.A. Khorana (USA, Canada)
- PO — 21 **Patient and carer experience of oral and injected anticoagulation for cancer-associated thrombosis: select-d trial qualitative sub-study**  
A. Hutchinson, S. Rees, A. Young, A. Maraveyas, K. Date, M.J. Johnson (UK)
- PO — 22 **Cancer associated thrombosis and anticoagulation: what is the optimal approach?**  
N. Pandit, P. Handa (Republic of Singapore)

14:30 – 15:30

**Poster Session 3****Clinical challenges**

Chair: M. Panova-Noeva (Germany)

- PO — 23 **Non-bacterial endocarditis as an initial presentation of a Trousseau's Syndrome? A complex diagnostic challenge. Case report**  
A.B. Vilaseca, S. Pastoriza, M. Ameida (Argentina)
- PO — 24 **Rare localization thrombosis as manifestation of occult cancer: clinical case**  
A. Vorobev, A. Makatsaria (Russia)
- PO — 25 **Cancer diagnosis as a risk factor of ischemic stroke in atrial fibrillation patients with low stroke risk score**  
A. Atterman, B. Gigante, K. Asplund, S. Aspberg (Sweden)
- PO — 26 **Retinal vein thrombosis and risk of cancer: a population-based cohort study**  
A.T. Hansen, K. Veres, P. Prandoni, K. Adelborg, H.T. Sørensen (Denmark, Italy)
- PO — 27 **Chronic thromboembolic pulmonary hypertension in cancer patients with pulmonary embolism**  
J. Catella-Chatron, A. Merah, E. De Magalhaes, N. Moulin, S. Accassat, C. Duveillard, P. Mismetti, L. Bertolletti (France)
- PO — 28 **Threatened abortion and risk of cancer**  
E. Dudukina, D.K. Farkas, E. Horváth-Puhó, P. Prandoni, H.T. Sørensen, V. Ehrenstein (Denmark, Italy)
- PO — 29 **Venous thrombosis and lymphoma: a monocentric reports of 13 cases**  
Z. Tazi-Mezalek, O. Ahrikat, M. Bourkia, W. Ammouri, A. L'Housni, M. Boulouad, H. Khibri, M. Maamar, H. Harmouche, M. Adnaoui (Marocco)
- PO — 30 **Cancer-associated splanchnic venous thrombosis: clinical findings at presentation**  
A. García-Villa, R. Yarza, M. Pagès, C. Díaz-Pedroche, C. Font (Spain)
- PO — 31 **Awareness and understanding of venous thromboembolism in patients with cancer: data on 100 unselected cancer outpatients**  
B. Nicolau, M. García-Morillo, A. Rodriguez, A. García-Villa, K.S. Cortes, C. Calderon, C. Beato, L.J. Palomares, R. Otero, P. Gascon, M. Monreal, C. Font (Spain)
- PO — 32 **Effect of ischemic conditioning in patients undergoing cancer surgery: a systematic review**  
K. Frederiksen, A.E. Krag, J.B. Larsen, A.M. Hvas (Denmark)

- PO — 33 *Patient, tumour and operative factors influencing perioperative hypercoagulability in colorectal cancer*  
P.A. Rees, H.W. Clouston, H. Shaker, J. Castle, S. Duff, C.C. Kirwan (UK)

15:30 – 16:30

**Poster Session 4****Epidemiology and thrombotic risk factors**

Chair: P. Simioni (Italy)

- PO — 34 *Increased risk of venous thromboembolism (VTE) and shorter survival in neuroendocrine versus castration-resistant prostate cancer*  
C. Jakubowski, P.J. Vlachostergios, P. Christos, D.M. Nanus, H. Beltran, S.T. Tagawa (USA)
- PO — 35 *Retrospective cohort study of venous thromboembolism rates in ambulatory cancer patients, association with Khorana score and other risk factors*  
K. Austin, J. George, E.J. Robinson, M. Scully, M.R. Thomas (UK)
- PO — 36 *Clostridium difficile infection is risk factor of portal vein thrombosis in hepatocellular carcinoma patients*  
A. Kurniawan, N. Pratama Hardjo Lugito (Indonesia)
- PO — 37 *Venous thromboembolic complications in patients with ovarian cancer compared to patients with benign ovarian tumours*  
H. Strøm Kahr, A. Knudsen, O.B. Christiansen, A. Grove, V. Iyer, O. Thorlacius-Ussing (Denmark)
- PO — 38 *Risk and prognosis of cancer after upper-extremity deep venous thrombosis: a population-based cohort study*  
K. Adelborg, E. Horváth-Puhó, J. Sundbøll, P. Prandoni, A. Ording, H. Toft Sørensen (Denmark)
- PO — 39 *Clinical case of thrombosis of rare localization in pregnant women with hidden ovarian cancer*  
A. Vorobev, A. Makatsaria (Russia)
- PO — 40 *In patients with cancer, prognostic factors of catheter-related thrombosis (CRT) are different than prognostic factors of VTE. A prospective cohort study in 3032 cancer patients with central venous catheter (ONCOCIP)*  
H. Decousus, L. Bertoletti, P. Fournel, A. Bourmaud, C. Labruyère, E. Presles, A. Merah, S. Laporte, L. Stefani, G. Landry, F. Chauvin, G. Meyer; for the ONCOCIP Study Group (France)
- PO — 41 *Venous thromboembolic complications in patients with cancer corpus uteri*  
H. Strøm Kahr, O. Thorlacius-Ussing, O.B. Christiansen, A. Grove, C. Torp-Pedersen, A. Knudsen (Denmark)

- PO — 42 *Epidemiologic study of patients with thrombotic events referred to Dastgheib Thrombosis and Hemostasis Research Center in south of Iran (2015–2017)*  
A. Akbari, M. Karimi (Iran)
- PO — 43 *Lymphoma under hospitalized chemotherapy schemes: specific thromboembolic risk factors and venous thrombosis incidence*  
C. Sánchez-Martín, O. Benitez, C. Díaz-Aizpun, P.G. Martín, M. Espeso de Haro, M.E. Mingot-Castellano (Spain)
- PO — 44 *Incidence of venous thromboembolism in childhood acute leukemia patients tertiary care centre experience from kingdom of Saudi Arabia*  
M. ALSaleh, A. Aljefri, A. AlAhmari, H. AlSaedi, A. AlSeraihy, N. Farhan, S. Jose, B. Safi, R. Jafri, V. Mohammed, S. ALSweedan (Saudi Arabia)
- PO — 45 *High incidence of venous thromboembolism in children and adolescents with Hodgkin's lymphoma*  
D. Evstratov, P. Zharkov, N. Myakova (Russia)

14:30 – 15:30

**Poster Session 5****Anticoagulants and cancer**

Chair: M. Huisman (the Netherlands)

- PO — 46 *30-day mortality in cancer patients with atrial fibrillation and bleeding following treatment with warfarin or non-vitamin K oral antagonists*  
A.G. Ording, K. Veres, K. Adelborg, H.T. Sørensen (Denmark)
- PO — 47 *Small cell lung cancer patients and venous thromboembolism: the need of anticoagulation treatment*  
E. Dimakakos, K. Livanios, S. Tsagkouli, S. Tsimboukis, D. Vassos, G. Krommidas, K. Syrigos (Greece)
- PO — 48 *Adverse events of rivaroxaban usage in cancer patients*  
C.P. Escalante, A. Zalpour, J. Song, M. Richardson, J. Halm, S.W. Yusuf, S. Gao (USA)
- PO — 49 *A case of near fatal pulmonary embolism in a woman with lung cancer*  
E. Tsaroucha, C. Tzimopoulos, A. Athanassopoulou, E. Ralli, G. Noutsos, E. Kavada, A. Andrianopoulos, A. Rapti (Greece)

- PO — 50 **Direct oral anticoagulants do not inhibit growth and metastasis of human triple negative breast cancer in immunodeficient mice**  
J.T. Buijs, E.H. Laghman, R.F.P. van den Akker, C. Tieken, E. Vletter, K. van der Molen, J. Crooijmans, C. Kroone, G. van der Pluijm, S.E. le Dévédec, H.H. Versteeg (the Netherlands)
- PO — 51 **The effects of exogenous coagulation factors, and their inhibitors, on in vitro proliferation and migration in colorectal cancer**  
P.A. Rees, H.W. Clouston, R. Lamb, S. Duff, C.C. Kirwan (UK)
- PO — 52 **Mural thrombus of ascending aorta successfully managed with anticoagulation in a patient with metastatic cancer**  
A. Rodríguez, M. García, M. Benegas, B. Mellado, M. Jimeno, C. Font (Spain)
- PO — 53 **Clinical impact of bleeding in cancer-associated venous thromboembolism: results from the Hokusai VTE Cancer randomized trial**  
N. Kraaijpoel, M. Di Nisio, F. Mulder, N. van Es, M. Carrier, D. Garcia, M. Grosso, A.K. Kakkar, M.F. Mercuri, S. Middeldorp, A. Segers, P. Verhamme, T. Wang, J.I. Weitz, G. Zhang, H.R. Büller, G.E. Raskob (the Netherlands, Italy, Canada, UK, Belgium, USA)
- PO — 54 **Tumor cell-induced endothelial pro-thrombotic phenotype is inhibited by heparins**  
A. Vignoli, M. Marchetti, A. Falanga (Italy)
- PO — 55 **Risk scores for occult cancer in patients with venous thromboembolism: a post-hoc analysis of the Hokusai-VTE study**  
N. Kraaijpoel, N. van Es, G.E. Raskob, H.R. Büller, M. Carrier, G. Zhang, M. Lin, M.A. Grosso, M. Di Nisio (the Netherlands, USA, Canada, Italy)
- PO — 56 **Update for: Thrombin Inhibition Preoperatively (TIP) in early breast cancer, the first clinical trial of DOACs as an anti-cancer agent**  
J. Castle, J.R. Harvey, R. Clarke, C. Holcombe, A. Volleamere, M. Bramley, J. Kokan, N.J. Bundred, C.C. Kirwan (UK)

15:30 – 16:30

**Poster Session 6****Hemostatic proteins and cancer biology**

Chair: G. Taraboletti (Italy)

- PO — 57 **Cell surface GRP78 activation by anti-GRP78 autoantibodies confers prostate tumour growth via tissue factor activation**  
A. Al-Hashimi, B. Shayegan, J. Hoogenes, R. Austin (Canada)
- PO — 58 **Study of the endothelial dysfunction in patients with gastro-intestinal cancer: preliminary results**  
E. Campello, L. Spiezia, E. Borella, F. Dalla Valle, S. Rampado, R. Bardini, P. Simioni (Italy)
- PO — 59 **Effect of the cleavage of human immunoglobulin G by plasmin on the binding and activation of plasminogen**  
L.I. Mukhametova, K.B. Gershkovich, R.B. Aisina, E.I. Goufman, V.N. Yakovlev (Russia)
- PO — 60 **Cancer cell-derived microvesicles induce endothelial cell apoptosis mediated through tissue factor, factor VII and PAR2 activation**  
Y. Madkhali, A. Maraveyas, J. Greenman, C. Ettelaie (UK)
- PO — 61 **Extrinsic pathway markers predict survival in early breast cancer**  
H. Shaker, J.Y.E. Heah, J. Castle, S. Pritchard, H. Albadry, S. Nicholson, L.J. Lumsden, C.C. Kirwan (UK)
- PO — 62 **Blood rheology and blood clotting in cancer**  
I. Tikhomirova, Yu. Malysheva, N. Kislov, M. Ryabov, A. Muravyov (Russia)
- PO — 63 **Genes associated with venous thromboembolism in colorectal cancer patients**  
B. Ünlü, N. van Es, W. Arindrarto, S.M. Kietbasa, H. Mei, J. Westerga, S. Middeldorp, P.J.K. Kuppen, J.M.M.B. Otten, S.C. Cannegieter, H.H. Versteeg (the Netherlands)
- PO — 64 **Extracellular DNA and histones are dispensable for neutrophil extracellular trap-induced aggregation of human washed platelets**  
O. Elaskalani, N.A. Razak, P. Metharom (Australia)
- PO — 65 **A novel flow cytometry assay using dihydroethidium as redox-sensitive probe reveals NADPH oxidase-dependent generation of superoxide anion in human platelets**  
A.A. Abubaker, D. Vara, I. Canobbio, G. Pula (UK, Italy)

PO — 66 ***Extracellular vesicle-associated tissue factor activity is increased in prostate cancer patients with disseminated intravascular coagulation and induced by cellular interactions in vitro***

L. Hell, C. Ay, T. Däullary, L.M. Mauracher, E. Grilz, B. Hösel, J. Schmid, I. Pabinger, J. Thaler (Austria)

PO — 67 ***Investigate the regulation of PTEN by tissue factor***

A. Mohammad, J. Greenman, A. Maraveyas, C. Ettelaie (UK)

14:30–15:30

### Poster Session 7

#### Thromboprophylaxis and thrombotic risk assessment

Chair: E. De Candia (Italy)

PO — 68 ***First external validation of the new COMPASS-CAT risk assessment model for ambulatory patients with breast, colorectal, lung or ovarian cancer***

G.T. Gerotziafas, A.C. Spyropoulos, K. Syrigos, J. Eldredge, L. Anand, S. Nourabadi, D. Rosenberg, L. Papageorgiou, M.G. Qiu, A. Taher, H. Abdel-Razeq, E. AboElnazar, S. El Shemmari, A.K. Larsen, I. Elalamy (France, USA, Greece, Lebanon, Jordan, Saudi Arabia, Kuwait)

PO — 69 ***Neutrophil-to-lymphocyte ratio and the risk of venous thromboembolism and mortality in patients with cancer***

E. Grilz, F. Posch, O. Königsbrügge, C. Marosi, I. Pabinger, C. Ay (Austria)

PO — 70 ***Validation of the Khorana score in lung cancer patients: a new predictor of early mortality?***

I. Vathiotis, E. Dimakakos, P. Boura, A. Ntineri, A. Charpidou, G.T. Gerotziafas, K. Syrigos (Greece)

PO — 71 ***Incidence of VTE amongst patients undergoing curative resection for colorectal cancer – An underestimated clinical entity***

P.A. Rees, H.W. Clouston, H. Shaker, J. Castle, S. Duff, C.C. Kirwan (UK)

PO — 72 ***Performance of the RIETE score in an unselected VTE cohort***

A. Rosell, S. Lundström, H. Wallén, C. Thålin (Sweden)

PO — 73 ***Can we use the Khorana risk score to predict venous thromboembolism in patients with cancer? A systematic review and meta-analysis***

F.I. Mulder, M. Candeloro, N. van Es, M. Di Nisio, H.R. Büller, P.W. Kamphuisen (the Netherlands, Italy)

PO — 74 ***Prospective assessment of clinical risk factors and biomarkers of hypercoagulability for the identification of newly diagnosed chemotherapy naïve patients with multiple myeloma at risk for cancer-associated thrombosis. The observational ROADMAP-CAT-MM study***

D. Fotiou, L. Papageorgiou, S. Salta, E. Terpos, J. Fareed, P. Van Dreden, E. Lefkou, A.K. Larsen, I. Elalamy, M.A. Dimopoulos, G.T. Gerotziafas (France, Greece)

PO — 75 ***Patients experience and compliance with extended LMWH prophylaxis post-surgery for gynaecological cancer***

Z. Marchocki, L.N. Norris, S. O'Toole, N. Gleeson, F. Abu Saadeh (Ireland)

PO — 76 ***Venous thromboembolism risk assessment of hospitalised cancer patients in a tertiary referral centre***

D. Murphy, A. O'Brien, M.I. Khan, C. O'Leary, V. Silvari, S. O'Shea (Ireland)

PO — 77 ***Application of an antithrombotic prophylaxis protocol in patients with multiple myeloma treated with lenalidomide-dexamethasone in our center. Thrombosis incidence***

M. Revelles Peñas, I.S. Caparrós Miranda, F.J. Cabrera Ruiz, G. Moreno Carrasco, M. García Fortes, J.J. Ruiz Arredondo (Spain)

PO — 78 ***Characterization of thrombosis risk in patients with cancer***

P. Cerezuela, M. Salgado, E. Gallardo, J. Muñoz Langa, V. Castellón, M. Barbosa, C. Beato, E. Martínez de Castro, V. Martínez, I. García-Escobar, P. Doménech, R. Guijarro, D. Hervás, M. Merino, Y. de Miguel, E. Colomé, J. Trujillo-Santos (Spain)

PO — 79 ***Superior vena cava syndrome in lung cancer patients: how to prevent its venous thromboembolism complications***

E. Dimakakos, F. Micha, A. Charpidou, I. Gkiozos, S. Tsagkouli, M. Kiagia, G.T. Gerotziafas, K. Syrigos (Greece)

15:30 – 16:30

**Poster Session 8*****Clinical and diagnostic methodologies***

Chair: M. Camera (Italy)

- PO — 80 ***Integral assessment of the influence of the generalized tumorous process on the hemostasis indices***  
I. Vasilenko, A. Balkanov, V. Metelin, Z. Kardashova (Russia)
- PO — 81 ***Current monitoring of fibrinolytic activation in cancer patients treated with chemotherapy***  
V. Sukhanov, O. Petrova (Russia)
- PO — 82 ***Lower gastrointestinal bleeding and risk of colorectal cancer in users and non-users of low-dose aspirin***  
F. Schönfeldt Troelsen, D. Körmendiné Farkas, A. Gulbech Ording, S. Friis, R. Erichsen, H.T. Sørensen (Denmark)
- PO — 83 ***Pre-operative systemic coagulation factors as biomarkers in colorectal cancer***  
P.A. Rees, H.W. Clouston, H. Shaker, J. Castle, S. Duff, C.C. Kirwan (UK)
- PO — 84 ***Risk of recurrence and bleeding with rivaroxaban among patients with venous thromboembolism and active cancer***  
M. Søgaard, P.B. Nielsen, F. Skjøth, J.N. Kjældgaard, T.B. Larsen (Denmark)
- PO — 85 ***Relationship between ultrasonographic findings and post-thrombotic syndrome in cancer associated thrombosis***  
A. Romera-Villegas, E. Colomé (Spain)
- PO — 86 ***What is the real incidence of VTE recurrence in cancer patients. Impact of statistical methodologies. ELEBAMA study***  
P.P. Elena, A.R. Maite, P. V. Joan, R.P. Elena, D. Santasusana Pere (Spain)
- PO — 87 ***Hypercoagulable state as innovative tool for risk assessment and early cancer diagnosis: data from HYPERCAN prospective study***  
S. Gamba, D. Raffaelli, M. Marchetti, L. Russo, C.J. Tartari, C. Giaccherini, C. Verzeroli, V. Milesi, S. Brevi, G. Sampietro, P. Malighetti, D. Spinelli, A. Falanga (Italy)
- PO — 88 ***The action of erythropoietin on venous thromboembolic events in lung cancer patients***  
E. Dimakakos, A. Kakavetsi, I. Gkiozos, A. Charpidou, I. Kotteas, P. Boura, E. Ntalakou, K. Syrigos (Greece)
- PO — 89 ***Role of ADAMTS5 in non-alcoholic steatohepatitis***  
H.R. Lijnen, D. Bauters (Belgium)
- PO — 90 ***New generation flow-cytometry to measure circulating microvesicles in cancer***  
E. Campello, C.M. Radu, L. Spiezia, S. Rampado, C. Bulato, R. Bardini, P. Simioni (Italy)

## A

Abdel-Razeq, H. PO-68  
 AboElnazar, E. PO-68  
 Abu Saadeh, F. OC-07, PO-11, PO-75  
 Abubaker, A.A. PO-65  
 Accassat, S. OC-16, PO-27  
 Adalborg, K. OC-02, PO-26, PO-38, PO-46  
 Adnaoui, M. PO-29  
 Ageno, W. PL-22  
 Aggarwal, A. OC-16  
 Agnelli, G. PL-28  
 Ahrikat, O. PO-29  
 Aisina, R.B. PO-59  
 Akbari, A. PO-42  
 AlAhmari, A. PO-44  
 Albadry, H. PO-61  
 Alberelli, M.A. OC-11  
 Alexander, M. OC-12  
 Al-Hashimi, A. PO-57  
 Aljefri, A. PO-44  
 AlSaedi, H. PO-44  
 AlSaleh, M. PO-44  
 AlSeraihy, A. PO-44  
 AlSweedan, S. PO-44  
 Ameida, M. PO-23  
 Ammouri, W. PO-29  
 Anand, L. PO-68  
 Andrianopoulos, A. PO-49  
 Angelini, D.E. OC-09, PO-20  
 Ankus, E. PO-09  
 Antic, D. OC-10  
 Aquilanti, S. OC-16  
 Arindrarto, W. PO-63  
 Arya, R. OC-13  
 Aspberg, S. PO-25  
 Asplund, K. PO-25  
 Assaf, J.D. OC-16  
 Athanassopoulou, A. PO-49  
 Atterman, A. PO-25  
 Austin, R. PO-57

Austin, K. PO-35  
 Autore, F. OC-11  
 Ay, C. PL-06, OC-04, PO-01, PO-16, PO-66, PO-69

## B

Baars, J. OC-16  
 Bailey, S.E.R. PO-09  
 Baker, W.L. PO-19  
 Balkanov, A. PO-80  
 Ball, D. OC-12  
 Barbosa, M. PO-78  
 Bardini, R. PO-10, PO-58, PO-90  
 Barni, S. PO-08  
 Barrera, I. PO-18  
 Bauters, D. PO-89  
 Beato, C. PO-31, PO-78  
 Beckers, E. OC-08  
 Beenen, L.F.M. OC-16  
 Belén Rupérez, A. PO-13  
 Beltran, H. PO-34  
 Benegas, M. PO-52  
 Benitez, O. PO-43  
 Benjamin, R. OC-13  
 Beraki, E. OC-06  
 Bergmann, J.F. OC-16  
 Bernstein, M. PO-18  
 Bertoletti, L. OC-16, PO-27, PO-40  
 Beyer-Westendorf, J. OC-16, PO-15  
 Biljana, M. OC-10  
 Biosca, M. OC-16  
 Birner, P. PO-01  
 Bleker, S.M. OC-16  
 Borella, E. PO-58  
 Borgen, E. OC-06  
 Boulon, C. OC-16  
 Boulouad, M. PO-29  
 Boura, P. PO-70, PO-88  
 Bourkia, M. PO-29  
 Bourmaud, A. PO-40

Bozas, G. OC-16  
 Brækkan, S.K. PO-04, PO-05  
 Bramley, M. PO-56  
 Brandi, R. PO-12  
 Brenner, B. PL-04  
 Brevi, S. PO-03, PO-08, PO-87  
 Brunson, A.M. OC-01  
 Buijs, J.T. PO-50  
 Bulato, C. PO-10, PO-90  
 Büller, H.R. OC-16, OC-17, PO-53, PO-55, PO-73  
 Bundred, N.J. OC-05, PO-56  
 Bunz, T.J. PO-15  
 Burbury, K. OC-12  
 Byrne, M. PO-02

## C

Cabrera Ruiz, F.J. PO-77  
 Caggiati, A. PO-12  
 Calderon, C. PO-31  
 Caliandro, R. OC-16  
 Calzas, J. PO-13  
 Campanella, C. PO-12  
 Campello, E. PO-10, PO-58, PO-90  
 Candeloro, M. PO-73  
 Cannegieter, S.C. PO-63  
 Canobbio, I. PO-65  
 Caparrós Miranda, I.S. PO-77  
 Carrier, M. PL-01, OS-02, OC-16, OC-17, PO-16, PO-53, PO-55  
 Castaman, G. PL-14  
 Castellón, V. PO-78  
 Castle, J. OC-05, PO-06, PO-33, PO-56, PO-61, PO-71, PO-83  
 Catella-Chatron, J. PO-27  
 Celio, L. PO-03, PO-08  
 Cerezuela, P. PO-78  
 Chapman, O. OC-18  
 Charpidou, A. PO-70, PO-79, PO-88  
 Chauvin, F. PO-40

Cheson, B.D. OC-10  
 Christiansen, O. B. PO-37, PO-41  
 Christos, P. PO-34  
 Clarke, R. PO-56  
 Clouston, H.W. PO-33, PO-51, PO-71, PO-83  
 Coleman, C.I. PO-15, PO-19  
 Colomé, E. PO-78, PO-85  
 Confrere, E. OC-16  
 Constans, J. OC-16  
 Cornelius, V. OC-13  
 Cortes, K.S. PO-31  
 Couturaud, F. OC-16  
 Crooijmans, J. PO-50  
 Cunningham, M. PO-02  
 Czuprynska, J. OC-13

## D

D'Alessio, A. PO-08  
 Dalla Valle, F. PO-58  
 Date, K. PO-21  
 Däullary, T. PO-66  
 De Braud, F. PO-03, PO-08  
 De Candia, E. OC-11  
 De Magalhaes, E. OC-16, PO-27  
 de Miguel, Y. PO-78  
 de Prado Maneiro, C. OC-16  
 DeAngelis, L.M. OC-03  
 Decousus, H. PO-40  
 Delluc, A. OC-10  
 Désormais, I. OC-16  
 Di Nisio, M. OC-16, OC-17, PO-53, PO-55, PO-73  
 Díaz-Aizpun, C. PO-43  
 Díaz-Pedroche, C. PO-14, PO-30  
 Dimakakos, E. PO-47, PO-70, PO-79, PO-88  
 Dimopoulos, M.A. PO-74  
 Doménech, P. PO-78  
 Dorta, M. PO-13

Dowsett, M. OC-05  
 Dublanchet, N. OC-16  
 Dubois, C. PL-07  
 Dudukina, E. PO-28  
 Duff, S. PO-33, PO-51, PO-71, PO-83  
 Dunn, J.A. OC-18  
 Duvillard, C. PO-27

## E

Ehrenstein, V. PO-28  
 El Shemmari, S. PO-68  
 Elalamy, I. PO-74, PO-68  
 Elaskalani, O. PO-64  
 Eldredge, J. PO-68  
 Elena, P.P. PO-86  
 Elena, R.P. PO-86  
 Endig, S. OC-16  
 Ercan, H. OC-04  
 Erichsen, R. PO-82  
 Escalante, C.P. PO-48  
 Espeso de Haro, M. PO-43  
 Ettelaie, C. OC-14, PO-60, PO-67  
 Evans, S.M. OC-12  
 Evstratov, D. PO-45

## F

Falanga, A. PL-09, OC-08, OC-16, PO-03, PO-08, PO-54, PO-87  
 Falvo, N. OC-16  
 Fareed, J. OC-10, PO-74  
 Farhan, N. PO-44  
 Farkas, D.K. PO-28  
 Farnie, G. PO-06  
 Featherby, S. OC-14  
 Ferrer Pérez, A.I. OC-16  
 Font, C. PO-13, PO-14, PO-30, PO-31, PO-52  
 Fotiou, D. PO-74  
 Fournel, P. PO-40  
 Frazer, K.A. PO-04, PO-05

Frederiksen, K. PO-32  
 Friis, S. PO-82

## G

Gallardo, E. PO-78  
 Gamba, S. PO-03, PO-08, PO-87  
 Gao, S. PO-48  
 Garcia, D. OC-17, PO-53  
 García-Escobar, I. OC-16, PO-13, PO-78  
 García Fortes, M. PO-77  
 García, M. PO-52  
 García-Morillo, M. PO-31  
 García-Villa, A. PO-14, PO-30, PO-31  
 Garred, Ø. OC-06  
 Gascon, P. PO-31  
 Gasparini, G. PO-03, PO-08  
 George, J. PO-35  
 Gerotziapas, G.T. PL-10, OC-10, PO-68, PO-70, PO-74, PO-79  
 Gershkovich, K.B. PO-59  
 Ghilardi, M. PO-08  
 Giaccherini, C. PO-03, PO-08, PO-87  
 Giavazzi, R. *Simon Karpatkin Memorial Lecture*  
 Gigante, B. PO-25  
 Girard, P. OC-16  
 Giuliani, F. PO-03, PO-08  
 Gkiozos, I. PO-79, PO-88  
 Gleeson, N. OC-07, PO-11, PO-75  
 Gomez de Liaño, A. PO-13  
 González Santiago, S. OC-16  
 Goufman, E.I. PO-59  
 Graf, C. PL-24  
 Gran, O.V. PO-04, PO-05  
 Granati, L. PO-12  
 Grange, C. OC-16  
 Greenman, J. PO-60, PO-67  
 Gresele, P. PL-19  
 Grilz, E. OC-04, PO-66, PO-69

Grosso, M. OC-17, PO-53, PO-55  
 Grove, A. PO-37, PO-41  
 Guijarro, R. PO-78  
 Gulbech Ording, A. PO-82

**H**

Hainfellner, J.A. PO-01  
 Hale, D. OC-18  
 Halm, J. PO-48  
 Hamilton, W. PO-09  
 Handa, P. PO-22  
 Hansen, A.T. PO-26  
 Hansen, J.-B. PL-02, PO-04, PO-05  
 Harmouche, H. PO-29  
 Harvey, J.R. PO-56  
 Heah, J.Y.E. PO-61  
 Helfer, H. OC-16  
 Hell, L. OC-04, PO-66  
 Henderson, M. PO-10  
 Hernández, A. PO-13  
 Hervás, D.D. PO-78  
 Hill, C. OC-18  
 Holcombe, C. PO-56  
 Hoogenes, J. PO-57  
 Horváth-Puhó, E. OC-02, PO-28, PO-38  
 Hösel, B. PO-66  
 Hutchinson, A. PO-21  
 Hvas, A.M. PO-32

**I**

Iadecola, C. OC-03  
 Ianotto, J.C. OC-15  
 Ibrahim, N. OC-07  
 Ilich, A. PO-10  
 Innocenti, I. OC-11  
 Iosub, D. OC-16  
 Iversen, N. OC-06  
 Iyer, V. PO-37

**J**

Jafri, R. PO-44  
 Jakubowski, C. PO-34  
 Jara-Palomares, L. PO-31  
 Jimeno, M. PO-52  
 Joan, P.V. PO-86  
 Johnson, M.J. PO-21  
 Jose, S. PO-44

**K**

Kakavetsi, A. PO-88  
 Kakkar, A.K. PL-29, OC-17, OC-18, PO-53  
 Kamel, H. OC-03  
 Kamphuisen, P.W. PO-73  
 Kardashova, Z. PO-80  
 Karimi, M. PO-42  
 Kavada, E. PO-49  
 Kavan, P. PO-18  
 Keegan, T.H.M. OC-01  
 Kenet, G. PL-16  
 Key, N.S. PO-10  
 Khan, M. I. PO-76  
 Khibri, H. PO-29  
 Khorana, A.A. PL-11, OS-01, OC-09, PO-16, PO-20  
 Kiagia, M. PO-79  
 Kietbasa, S.M. PO-63  
 Kirwan, C.C. OC-05, PO-06, PO-33, PO-51, PO-56, PO-61, PO-71, PO-83  
 Kislov, N. PO-62  
 Kjældgaard, J.N. PO-84  
 Kleinjan, A. OC-16  
 Kleivi Sahlberg, K. OC-06  
 Knudsen, A. PO-37, PO-41  
 Kocatürk, B. OC-15  
 Kohn, C.G. PO-15  
 Kokan, J. PO-56  
 Kolesnikova, I. PO-07  
 Königsbrügge, O. PO-69  
 Körmendiné Farkas, D. PO-82  
 Kotteas, I. PO-88

Kraaijpoel, N. OC-16, OC-17, PO-53, PO-55  
 Krag, A.E. PO-32  
 Krommidas, G. PO-47  
 Kroone, C. PO-50  
 Kuppen, P.J.K. PO-63  
 Kurniawan, A. PO-36

**L**

Labianca, R. PO-03, PO-08  
 Labryère, C. PO-40  
 Lacroix, P. OC-16  
 Laghman, E.H. PO-50  
 Lalezari, F. OC-16  
 Lamb, R. PO-51  
 Landry, G. PO-40  
 Laporte, S. PO-40  
 Larsen, T.B. PO-84  
 Larsen, A.K. PO-68, PO-74  
 Larsen, J.B. PO-32  
 Laurenti, L. OC-11  
 le Dévédec, S.E. PO-50  
 Leader, A. OC-08  
 Lee, A.Y.Y. PL-27, PO-16  
 Lefkou, E. PO-74  
 Lerede, T. OC-16  
 Levi, M.M. PL-12  
 Levine, M. OC-18  
 L'Housni, A. PO-29  
 Liebman, H.A. PL-03  
 Lijnen, H.R. PO-89  
 Lin, M. PO-55  
 Livanios, K. PO-47  
 Llamas, P. OC-10  
 Lokare, A. OC-18  
 Lumsden, L.J. PO-61  
 Lundström, S. PO-72  
 Luque Caro, R. PO-13  
 Lyman, G.A. PL-20

**M**

Maamar, M. PO-29  
 Machocki, Z. OC-07  
 Mackman, N. PL-08, PO-10  
 MacManusb, M. OC-12  
 Madkhali, Y. PO-60  
 Madridano, O. PO-13  
 Mahajan, A. OC-01  
 Mahé, I. OC-16  
 Maite, A.R. PO-86  
 Makatsaria, A. PO-24, PO-39  
 Malighetti, P. PO-03, PO-08, PO-87  
 Malysheva, Y. PO-62  
 Mancuso Petricca, A. PO-12  
 Manser, R. OC-12  
 Mantha, S. PL-17  
 Maraveyas, A. OC-14, OC-16, PO-21, PO-60, PO-67  
 Marchetti, M. PO-03, PO-08, PO-54, PO-87  
 Marchocki, Z. PO-11, PO-75  
 Marit Sletten, E. OC-06  
 Marosi, C. PO-01, PO-69  
 Marshall, A. OC-18  
 Marten, S. OC-16  
 Martin Pozo, M. PO-13  
 Martín, P.G. PO-43  
 Martinez de Castro, E. PO-13, PO-78  
 Martinez del Prado, P. OC-16  
 Martínez, V. PO-78  
 Martínez, B.K. PO-19  
 Martínez-Galán, J. PO-13  
 Masci, G. PO-03, PO-08  
 Mathews, V. PL-13  
 Mauracher, L.M. OC-04, PO-66  
 McCrae, K. OC-09, PO-20  
 Mei, H. PO-63  
 Mellado, B. PO-52  
 Merah, A. PO-27, PO-40  
 Mercuri, M.F. OC-17, PO-53  
 Merelli, B. PO-03, PO-08

Merino, M. PO-78  
 Metelin, V. PO-80  
 Metharom, P. PO-64  
 Meyer, G. OC-16, PO-40  
 Micha, F. PO-79  
 Middeldorp, S. OC-17, PO-53, PO-63  
 Milesi, V. PO-03, PO-08, PO-87  
 Milic, N. OC-10  
 Mingot-Castellano, M.E. PO-43  
 Mismetti, P. PL-21, PO-27  
 Mohammad, A. PO-67  
 Mohammed, V. PO-44  
 Mondéjar, R. PO-13  
 Monreal, M. PO-31  
 Moreno Carrasco, G. PO-77  
 Moulin, N. PO-27  
 Mukhametova, L.I. PO-59  
 Mulder, F. OC-17, PO-53, PO-73  
 Muñoz Langa, J. PO-13, PO-78  
 Muñoz, A. OC-16, PO-13  
 Muravyov, A. PO-62  
 Murphy, D. PO-76  
 Mutch, N. PL-15  
 Myakova, N. PO-45

**N**

Nadir, Y. PL-26  
 Nanus, D.M. PO-34  
 Narkhede, M. OC-10  
 Navi, B.B. OC-03  
 Nazari, P.M.S. PO-01  
 Nicholson, S. PO-61  
 Nicolau, B. PO-31  
 Nielsen, P.B. PO-84  
 Noble, S. PO-16  
 Norris, L.N. PO-75  
 Norris, L.A. OC-07, PO-11  
 Noubouossie, D.F. PO-10  
 Nourabadi, S. PO-68  
 Noutsos, G. PO-49

Ntalakou, E. PO-88  
 Ntineri, A. PO-70

**O**

O'Brien, A. PO-76  
 O'Donnell, J.S. PO-02  
 O'Leary, C. PO-76  
 O'Shea, S. PO-76  
 O'Sullivan, J. PO-02  
 O'Toole, S. OC-07, PO-11, PO-75  
 O-Brien, M. PO-20  
 Okin, P.M. OC-03  
 Olsson, A.-K. PL-25  
 Ording, A. PO-38, PO-46  
 Otero, R. PO-31  
 Otten, J.M.M.B. PO-63  
 Otten, H.M. OC-16

**P**

Pabinger, I. OC-04, PO-01, PO-66, PO-69  
 Pagès, M. PO-14, PO-30  
 Paleiron, N. OC-16  
 Palmer Elena, R. PO-17  
 Palumbo, J. PL-05  
 Panageas, K.S. OC-03  
 Pandit, N. PO-22  
 Panovska, I. OC-10  
 Papageorgiou, L. PO-68, PO-74  
 Pascual Elena, P. PO-17  
 Pastoriza, S. PO-23  
 Patel, J.P. OC-13  
 Patel, N. PO-19  
 Patel, R.K. OC-13  
 Paulsen, B. PO-04, PO-05  
 Petrova, O. PO-81  
 Pilar Ochoa Rivas, M. PO-13  
 Pinkava, V. PO-20  
 Pinson, M. OC-16  
 Piovella, F. OC-16



Planquette, B. OC-16  
 Popova, M. OC-10  
 Porreca, E. OC-16  
 Posch, F. PO-01, PO-69  
 Poudel, S. PO-20  
 Prandoni, P. PO-26, PO-28, PO-38  
 Pratama Hardjo Lugito, N. PO-36  
 Presles, E. PO-40  
 Preusser, M. PO-01  
 Price, S. PO-09  
 Pritchard, S. OC-05, PO-61  
 Pula, G. PO-09, PO-65

## Q

Qiu, M.G. PO-68

## R

Raanani, P. OC-08  
 Radivoyevitch, T. OC-09, PO-20  
 Radu, C.M. PO-90, PO-10  
 Raffaeli, D. PO-03, PO-08, PO-87  
 Rahman, S. PO-20  
 Rak, J. PL-23  
 Ralli, E. PO-49  
 Rampado, S. PO-10, PO-58, PO-90  
 Ranger, J. PO-18  
 Rapti, A. PO-49  
 Raskob, G.E. OC-17, PO-53, PO-55  
 Raso, A.G. OC-10  
 Razak, N.A. PO-64  
 Rebollo Maite, A. PO-17  
 Rees, P.A. PO-33, PO-51, PO-71, PO-83  
 Rees, S. PO-21  
 Reiner, A.S. OC-03  
 Revelles Peñas, M. PO-77  
 Reynolds, J. PO-02

Rho, H. PO-18  
 Richardson, M. PO-48  
 Ricken, G. PO-01  
 Rickles, F.R. OC-16  
 Riedel, B. OC-12  
 Riedl, J. PO-01  
 Roberts, L.N. OC-13  
 Robinson, E.J. PO-35  
 Rodriguez Garzotto, A. PO-13  
 Rodriguez, A. PO-31, PO-52  
 Roitman, E. PO-07  
 Romera-Villegas, A. PO-85  
 Rosell, A. PO-72  
 Rosenberg, D. PO-68  
 Rosendaal, F.R. PO-04, PO-05  
 Roumiantsev, S. PO-07  
 Ruf, W. OC-15  
 Ruiz Arredondo, J.J. PO-77  
 Ruiz, G. PO-14  
 Russi, I. OC-16  
 Russo, L. PO-03, PO-08, PO-87  
 Rutjes, A.W. OC-16  
 Rutten, A. OC-16  
 Ryabov, M. PO-62

## S

Safi, B. PO-44  
 Salgado Fernández, M. OC-16  
 Salgado, M. PO-78  
 Salta, S. PO-74  
 Salvador-Coloma, C. PO-13  
 Sampietro, G. PO-87  
 Samuleson Bannow, B. PO-16  
 Sánchez Lorenzo, M.L. PO-13  
 Sanchez, O. OC-16  
 Sánchez-Martín, C. PO-43  
 Sandset, P.M. OC-06  
 Santasusana Pere, D. PO-17, PO-86  
 Santoro, A. PO-03, PO-08  
 Sarmiento, R. PO-03, PO-08  
 Saurí, T. PO-14

Sayar, Z. OC-13  
 Schmid, J. OC-16, PO-66  
 Schönfeldt Troelsen, F. PO-82  
 Schouten, H. OC-08  
 Schulman, S. PL-30  
 Scully, M. PO-35  
 Segers, A. OC-17, PO-53  
 Sevestre, M.A. OC-16  
 Shabalina, A. PO-07  
 Shaker, H. PO-06, PO-33, PO-61, PO-71, PO-83  
 Shayegan, B. PO-57  
 Sheth, J. PO-19  
 Sica, S. OC-11  
 Silvari, V. PO-76  
 Simioni, P. PO-10, PO-58, PO-90  
 Skille, H. PO-04, PO-05  
 Skjøth, F. PO-84  
 Smith, E.N. PO-04, PO-05  
 Soda, G. PO-12  
 Søggaard, M. PO-84  
 Solomon, B. OC-12  
 Solomon, T. PO-04, PO-05  
 Song, J. PO-20, PO-48  
 Sørensen, H.T. PO-26, PO-28, PO-46, PO-82  
 Spectre, G. OC-08  
 Spiezia, L. PO-10, PO-58, PO-90  
 Spinelli, D. PO-03, PO-08, PO-87  
 Spyropoulos, A.C. PO-68  
 Stefani, L. PO-40  
 Strøm Kahr, H. PO-37, PO-41  
 Sukhanov, V. PO-81  
 Sundbøll, J. OC-02, PO-38  
 Syrigos, K. PO-47, PO-68, PO-70, PO-79, PO-88

## T

Tagawa, S.T. PO-34  
 Taher, A. PO-68  
 Tanashyan, M. PO-07  
 Tartari, C.J. PO-03, PO-08, PO-87  
 Tazi-Mezalek, Z. PO-29  
 ten Cate, H. OC-08  
 ten Cate, V. OC-08  
 ten Cate-Hoek, A.J. OC-08  
 Terpos, E. PO-74  
 Thaler, J. OC-16, PO-01, PO-66  
 Thålin, C. PO-72  
 Thirlwall, J. OC-18  
 Thomas, M.R. PO-35  
 Thorlacius-Ussing, O. PO-37, PO-41  
 Tieken, C. PO-50  
 Tikhomirova, I. PO-62  
 Tinholt, M. OC-06  
 Toft Sørensen, H. OC-02, PO-38  
 Torp-Pedersen, C. PO-41  
 Trajkova, S. OC-10  
 Tripp, B. PO-20  
 Tromeur, C. OC-16  
 Trujillo-Santos, J. PO-78  
 Tsagkoulis, S. PO-47, PO-79  
 Tsaroucha, E. PO-49  
 Tsimboukis, S. PO-47  
 Tzimopoulos, C. PO-49

## U

Ünlü, B. OC-15, PO-63

## V

van den Akker, R.F.P. PO-50  
 van der Molen, K. PO-50  
 van der Pluijm, G. PO-50  
 van Es, N. OC-16, OC-17, PO-53, PO-55, PO-63, PO-73  
 Van Dreden, P. PO-74

Vara, D. PO-65  
 Varchetta, V. PO-12  
 Vasilenko, I. PO-80  
 Vassos, D. PO-47  
 Vathiotis, I. PO-70  
 Veres, K. OC-02, PO-26, PO-46  
 Verhamme, P. OC-17, PO-53  
 Versteeg, H.H. OC-15, PO-50, PO-63  
 Verzeroli, C. PO-03, PO-08, PO-87  
 Victoria, I. PO-14  
 Vidal Joan, P. PO-17  
 Vignoli, A. PO-54  
 Vilaseca, A.B. PO-23  
 Vitale, M. PO-12  
 Vlachostergios, P.J. PO-34  
 Vletter, E. PO-50  
 Volleamere, A. PO-56  
 Vorobev, A. PO-24, PO-39

## W

Wallén, H. PO-72  
 Wang, T. OC-17, PO-53  
 Ward, M. OC-07, PO-11  
 Weitz, I.C. PL-18  
 Weitz, J.I. OC-17, PO-53  
 Westerga, J. PO-63  
 Westerman, D. OC-12  
 White, B. PO-02  
 White, R.H. OC-01  
 Wilks, M. PO-20  
 Wolfe, R. OC-12  
 Wun, T. OC-01

## Y

Yakovlev, V.N. PO-59  
 Yarza, R. PO-30  
 Young, A. OC-18, PO-21  
 Yusuf, S.W. PO-48

## Z

Zalpour, A. PO-48  
 Zellner, M. OC-04  
 Zhang, G. OC-17, PO-53, PO-55  
 Zharkov, P. PO-45  
 Zwicker, J.I. OS-03, PO-16



Pfizer

**Friday 13<sup>th</sup> April**

13:00 – 14:00

📍 Room 5

***The Management of High-Risk CAT Patients. New Perspectives***

***High-risk CAT patients***

A.Y.Y. Lee (Canada)

***Tailoring management of CAT patients***

M. Carrier (Canada)

***CAT patients and palliative care***

S. Noble (UK)



Bayer

**Saturday 14<sup>th</sup> April**

13:30 – 14:30

📍 Room 5

***The Evolution of Cancer Associated Thrombosis (CAT) Treatment: from LMWH to NOAC***

Chairs: A.K. Kakkar (UK), A.Y.Y. Lee (Canada)

***Introduction:***

***The burden of cancer associated thrombosis***

A.K. Kakkar (UK)

***Use of LMWH in CAT.***

***Strengths and limitations***

P. Prandoni (Italy)

***Emerging NOAC evidence in CAT. Learnings from the latest studies***

M. Levine (Canada)

***Are NOACS ready for prime time in CAT management?***


A.A. Khorana (USA)

***Panel Discussion***

All

***Closing Remarks***

A.Y.Y. Lee (Canada)



LEO Pharma

**Saturday 14<sup>th</sup> April**

13:30 – 14:30

📍 Room 8

***Managing VTE in Active Cancer Patients***

Chair: M. Carrier (Canada)

***Managing VTE in active cancer is complex – Is treating with simplicity possible?***

F. Langer (Germany)

***Managing VTE in active cancer beyond 6 months – Should safety be a concern?***

L. Jara-Palomares (Spain)

***Prophylaxis or not? That is the question***

A. Cohen (UK)

## Meeting venue

The Conference takes place in Bergamo at the University of Bergamo Complex of "Sant'Agostino"

Piazzale Sant'Agostino, 2  
Bergamo, Città Alta (Upper Town)

## Organizing Secretariat

Servizi C.E.C. Srl  
Via Verdi 18 – 24121 Bergamo – Italy  
[info@icthic.com](mailto:info@icthic.com)

## Registration desk

The registration desk is located in Room 2. It is staffed continuously every day of the conference. The staff is at your disposal for any information. Facilities available at the registration desk include:

### On-site registration

Fees for on-site registration, VAT included, are:

Delegate .....	€ 800,00
Student .....	€ 200,00
Accompanying person .....	€ 200,00

### Message boards

Any late change in the program of the conference or personal messages will be notified here.

### Computing, printing and xeroxing

Available on request.

## Continuing Medical Education (CME)

The 9<sup>th</sup> International Conference on Thrombosis and Hemostasis Issues in Cancer has been granted for CME accreditation by:



### European Board for Accreditation in Hematology (EBAH)

#### 19 EBAH credit points for European Hematologists

The program of the 9<sup>th</sup> International Conference on Thrombosis and Hemostasis Issues in Cancer ICTHIC (ID number 305695) has been reviewed and approved for CME accreditation by the European Hematology Association CME Unit. The EBAH has approved this educational activity for a maximum number of 19 CME credits. Each physician should only collect credits for time that she/he actually spent in the educational activity.



### Italy Ministry of Health (E.C.M.)

#### for Italian delegates 20 CME points for:

Medical Doctor (Hematology, Internal Medicine, Oncology, Clinical Pathology, Transfusion Medicine, Clinical Biochemistry)

Biologist

Nurse

Biomedical Laboratory Technician

Educational objective:

Guidelines – Protocols – Procedures  
Provider ECM MZ Congressi srl ID 966



### The European Accreditation Council for CME (EACCME)

#### 16 European CME credits (ECMEC<sup>®</sup>s)

The 9<sup>th</sup> ICTHIC International Conference on Thrombosis and Hemostasis Issues in Cancer, Bergamo Upper Town, Italy, 13/04/2018–15/04/2018 has been accredited by the European Accreditation Council for Continuing Medical Education (EACCME<sup>®</sup>) with 16 European CME credits (ECMEC<sup>®</sup>s).

Each medical specialist should claim only those hours of credit that he/she actually spent in the educational activity. Through an agreement between the Union Européenne des Médecins Spécialistes and the American Medical Association, physicians may convert EACCME<sup>®</sup> credits to an equivalent number of AMA PRA Category 1 Credits<sup>TM</sup>. Information on the process to convert EACCME<sup>®</sup> credit to AMA credit can be found at [www.ama-assn.org/education/earn-credit-participation-international-activities](http://www.ama-assn.org/education/earn-credit-participation-international-activities). Live educational activities, occurring outside of Canada, recognised by the UEMS–EACCME<sup>®</sup> for ECMEC<sup>®</sup>s are deemed to be Accredited Group Learning Activities (Section 1) as defined by the Maintenance of Certification Program of the Royal College of Physicians and Surgeons of Canada.



### Accreditation Council of Oncology in Europe (ACOE)

#### 16 European CME credits for European Oncologists

The 9<sup>th</sup> ICTHIC International Conference on Thrombosis and Hemostasis Issues in Cancer, Bergamo Upper Town, Italy, 13/04/2018–15/04/2018, has been accredited by the Accreditation Council of Oncology in Europe (ACOE) with 16 European CME credits for European Oncologists. Each medical specialist should claim only those hours of credit that he/she actually spent in the educational activity.

The instructions and the forms for claiming CME Credits can be found in the Conference bag.

## Badges

All the participants are kindly requested to wear the badge throughout the Conference. Only badge holders are admitted to the Scientific Sessions, Technical Exhibition, Welcome Reception, Coffee Breaks and Lunches. For the Social Events please bring with you the ticket(s) delivered at registration.

Name badges are colored as follows:



Faculty



Delegate



Accompanying person

## Certificates of Attendance

The certificates will be delivered at the registration desk on Sunday April 15<sup>th</sup> starting from 13.00.

## Posters

### Mounting Time

Posters can be mounted in the Poster Area from 9.00 Friday, April 13<sup>th</sup> and during meeting opening hours.

### Viewing Time

In the Poster Area from mounting to 17.00 Saturday April 14<sup>th</sup>.

### Mandatory attendance

During the poster discussion sessions (see below).

## Discussion

There will be 8 Poster-walk Sessions each guided by a chair (duration: 1 hour), all held on Saturday, April 14<sup>th</sup> in Poster Area. Sessions 1–3–5–7 will be held from 14:30 to 15:30; sessions 2–4–6–8 from 15:30 to 16:30. Poster authors are requested to be present at their poster at the start and during the entire Poster-walk Session; they will have 3 minutes to present their poster and 2 minutes for discussion. During these walks, an expert in the field will discuss posters, together with the authors and interested Conference delegates.

### Dismantling

From 17.00 to 18.00 Saturday April 14<sup>th</sup>. After this time all remaining posters will be destroyed by the organizing staff.

### Dimensions

Maximum size of the Poster is 90 cm wide x 130 cm high (vertical orientation). Material for poster mounting will be available on site.

## Slide Center

Slide center is located in Room 3. All presenters should check in their slides, pen-drive or CD-ROM containing a PowerPoint presentation no later than 2 hours prior to the start of their session.

## Language

The official language of the Conference is English. Translations are not provided.

## Meals

Coffee/tea breaks and lunches are included in the Conference fee and are served in the Catering Area in the Minor Cloister.

## Technical exhibition

The technical exhibition is located in the Minor Cloister. The exhibition opening times are the same of the Conference.

## Internet Point

It is located in Room 4.



Download the official APP  
ICTHIC

Available on



#icthic2018

**Social Events  
for Congress Delegates**

**Friday April 13<sup>th</sup>**

20.00

**Welcome reception**

*Included in the registration fee*

📍 *Congress venue*


Complex of “Sant’Agostino”  
University of Bergamo  
Piazzale Sant’Agostino, 2  
Bergamo — Città Alta (Upper Town)

**Saturday April 14<sup>th</sup>**

20.30

**Presidential dinner**

*By invitation only (ticket needed)*



**Frida Kahlo**

**Social Events  
for Accompanying Persons**

*Included in their registration fee*

**Friday April 13<sup>th</sup>**

10.30 – 17.30

*Visit to the Exhibition*

**Frida Kahlo  
Beyond the myth**

📍 *MUDEC Museum (Milan)*

10.30 — Meeting point

📍 *Congress venue*

Complex of “Sant’Agostino”  
University of Bergamo  
Piazzale Sant’Agostino, 2  
Bergamo – Città Alta (Upper Town)  
▶ departure by bus to Milan

12.15 — Guided tour of Frida Kahlo Exhibition  
(1 hour and an half)

13.45 — Lunch (free)

15.00 – 17.00 — Free time in Milan

17.30 — Return to Bergamo by bus ◀

Frida Kahlo, *Self Portrait with Thorn  
Necklace and Hummingbird, Detail.*  
[wsimag.com](http://wsimag.com)

**Frida Kahlo Beyond the myth**

Frida Kahlo was very seductive and continues to be also 110 years after her birth. The exhibition includes oils, drawings, watercolours, letters and photographs and it points out that Frida still holds many secrets. Apart from the numerous books that have been written about her, the exhibition reveals, through artworks and documents, that Frida Kahlo was in effect a political activist, that she was aware of Diego Rivera’s influence on her painting and sought to avoid it, that she had a keen interest in drawing and, above all, that she was a great painter. It also shows that as well as expressing herself dramatically in her painting, Frida was also extremely witty and ironical, and brought a sensuality to her still lifes, like nobody else.

The Milan exhibition has obtained the loan of works from the Museo Dolores Olmedo in Mexico City and from the Jacques and Natasha Gelman Collection.

10.00 — Guided tour of Mantova on foot  
(3 hours)

Visit of the Castle of St. George on the outside and inside to admire the famous “Bridal Chamber” frescoed by Andrea Mantegna and the most suggestive rooms of the Ducal Palace. Later on, a walk in the historical center, going across Piazza Sordello and Piazza Erbe to the Basilica of St. Andrea, designed by one of the most famous architects of the Italian Renaissance, L.B. Alberti.

13.00 – 14.00 — Lunch

15.00 – 16.00 — Visit of Palazzo Te

Palazzo Te is a villa commissioned by Federico II Gonzaga, designed and frescoed by Giulio Romano in the period between 1525 and 1535.

16.00 — Return to Bergamo by bus ◀

**Saturday April 14<sup>th</sup>**

8.00 – 16.00

**Visit of Mantova**

8.00 — Meeting point

📍 *Congress venue*

Complex of “Sant’Agostino”  
University of Bergamo  
Piazzale Sant’Agostino, 2  
Bergamo – Città Alta (Upper Town)  
▶ departure by bus to Mantova

Gian Maria Pontiroli,  
picture of Palazzo Te.  
[centropalazzote.it](http://centropalazzote.it)



**Palazzo Te**



# Complex of Sant'Agostino

*University of Bergamo*

The former Monastery and the ex Church never changed their original purpose: they have been devoted to culture forever. In fact, this monastic complex established in 1290 by the Eremitani Friars, which then passed to the Observant Friars in 1407 (both belonging to the Saint Augustine Order), soon became the seat of an important centre for religious and cultural research. In 1647, it began to host the Accademia degli Eccitati, while in 1670 schools of philosophy and theology opened. Today, tradition goes on: the monastery currently houses a branch of Bergamo University, while the ex Church


has been recently restored and it is used as Lecture Hall. The refurbishment restored the old glory of this ancient gem of Città Alta: from the outside, you can admire the gabled gothic façade in sandstone, along with the Nordic-style round arch entrance portal. Once you step inside, you are amazed by the majestic wood coffered ceiling and by the medieval frescoed walls, enlightened by the wide windows. Right in front of the ex Church of Sant'Agostino there is the Fara Lawn. When spring comes, this place gets full of people practicing sport, relaxing with friends and enjoying some fresh air. [visitbergamo.net](http://visitbergamo.net)

Platinum



Daiichi-Sankyo

Gold





Bronze



At the Heart of Haemostasis







Servizi CEC

THRO  
MBOS  
S&T  
MOST  
ASIS



PROGRAM

T H R O T H R O

Servizi CEC

M B O S M B O S

S & T E S & T

[icthic.com](http://icthic.com)

9<sup>th</sup> International Conference on  
**THROMBOSIS  
& HEMOSTASIS  
ISSUES IN CANCER**

M O S T M O S T

A S I S A S

**April 13–15, 2018**

University of Bergamo  
Complex of Sant'Agostino  
Bergamo, Italy





